

# Little Lessons

## RISE AND SHINE

### Preschool Packet 2



Arkansas  PBS



Welcome, friends!

This booklet contains a variety of activities to engage young learners. The first part of the booklet includes activities related to literacy, math, and music. The final part of the booklet includes fun activities for the entire family! In addition to these activities, you can visit

[myarkansaspbs.org/riseandshine](https://myarkansaspbs.org/riseandshine) for mini lessons with some of the best teachers in Arkansas along with other fun content to continue learning at home!



Kids – Start on page 3.  
Parents & caregivers  
– Start on page 10.

¡Este paquete también está  
disponible en español!

[myarkansaspbs.org/riseandshine/es](https://myarkansaspbs.org/riseandshine/es)





Color me!



# Community Map

You are here.



## Key



school



park



home



step

How many steps to get to the school?

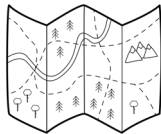
How many steps to get to the park?

How many steps to get home?

Answers: 7, 2, 3

# Make your own Map

Draw your own map with the help of an adult. You can draw a map of your room, home, neighborhood, or any familiar place!

A large, empty rectangular box with a blue border, intended for the user to draw their own map. The box is centered on the page and occupies most of the lower half of the page.

# yes or no?

Are each of these science tools? Circle yes (👍) or no (👎).



yes



no



yes



no



yes



no



yes

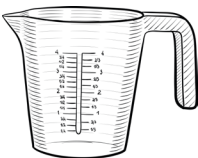
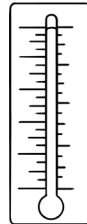

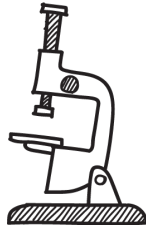



no

**Answers:** yes, no, yes, yes

# What Does Not Belong?


Circle the object in each row that is **not** a science tool.



**Answers:** paint palette, guitar, banana, basketball

# Self-Portrait

Draw your own self-portrait in the space below.





# Imagination creation

Use your imagination to create something from the pictures below.



# Family Power Hour

## Outdoor Activities

Let's explore the outdoors! Here are some fun family activities to explore nature around you! Choose one activity or do them all.

### Create art from nature!

Collect sticks, leaves, pinecones, and other outdoor objects. Use the items that you collect to create some neat art! You can also use plain water and a paintbrush to "paint" outside on the sidewalk!



### Play outdoor games!

Play some games like Simon Says, tag, or hide-and-seek. Play soccer or basketball, toss a frisbee, or take some board games outside to enjoy!

### Use your senses to explore outside!

- What kind of things do you see?
- What do you hear?
- Are there any interesting smells outside?
- Do you feel any unique textures (dirt, mud, sand, grass, rocks, etc.)? Describe how they feel.

Hey, parents! If you post any pictures while you and your family are exploring the outdoors, tag us!

**#ARFamilyPowerHour #RiseandShineAR**



@Arkansas\_PBS



@ArkansasPBS

# Family Power Hour

## Indoor Activities


Enjoy a family night! Here are some fun activities to spend quality time together! Choose one activity or do them all.

### Explore music together!

Share your favorite songs with each other by making a family playlist. Then make some snacks and gather for a family dance party!

### Share a story!

Use household objects like blankets, chairs, and pillows to create a family fort. Then choose a few books and snuggle up in your fort to read together! Have each family member choose their favorite book or visit the local library to find some new ones!



### Create a family art piece!

Gather basic art supplies such as pencils, crayons, markers, or paint. Give each person in the family a sheet of paper and allow them to make their own fantastic creation. When everyone is done designing their sheet of paper, use clear tape to connect all the papers. Choose a cool place to display your family art piece!

[myarkansaspbs.org/riseandshine](https://myarkansaspbs.org/riseandshine) (English)  
[myarkansaspbs.org/riseandshine/es](https://myarkansaspbs.org/riseandshine/es) (Español)

